

SDS100
SDS200
Remote Command Specification

Version 1.02
2023/12/22

Date	Version		Contents
2018/04/13	0.01		Created new basd BCD536HP/BCD436HP Remote Command Specification Version 1.05.
2023/12/11	1.01		Append Waterfall
2023/12/22	1.02		Append GST command

No.	Command	Function	Program Mode Only
1	MDL	Get Model Info	
2	VER	Get Firmware Version	
3	KEY	Push KEY	
4	QSH	Go to quick search hold mode	
5	STS	Get Current Status	
6	JNT	Jump Number tag	
7	NXT	Next	
8	PRV	Previous	
9	FQK	Get/Set Favorites List Quick Keys Status	
10	SQK	Get/Set System Quick Keys Status	
11	DQK	Get/Set Department Quick Keys Status	
12	PSI	Push Scanner Information	
13	GSI	Get Scanner Information	
14	GLT	Get xxx list	
15	HLD	Hold	
16	AVD	Set Avoid Option	
17	SVC	Get/Set Service Type Settings	
18	JPM	Jump Mode	
19	DTM	Get/Set Date and Time.	
20	LCR	Get/Set Location and range.	
21	AST	Analyze Start	
22	APR	Analyze Pauze/Resume	
23	URC	User Record Control	
24	MNU	Menu Mode command	
25	MSI	Menu Status Info	
26	MSV	Menu Set Value	
27	MSB	Menu Structure Back	
28	GST	Get scanner status (for WF)	
29	PWF	Push Waterfall FFT Information	
30	GWF	GetWaterfall FFT Information	

MDL Get Model Info

Controller → Radio
(1) MDL[\r]

Radio → Controller
(1) MDL,[MODEL_NAME][\r]
 [MODEL_NAME] SDS100
 SDS200

VER Get Firmware Version

Controller → Radio
(1) VER[\r]

Radio → Controller
(1) VER,[VERSION][\r]
 [VERSION] Version x.xx.xx

KEY Push KEY

Controller → Radio
(1) KEY,[KEY_CODE],[KEY_MODE][\r]

Radio → Controller
(1) KEY,OK[\r]

See "key code for KEY Command" sheet for KEY_CODE.

QSH Go to quick search hold mode

Controller → Radio
(1) QSH,[FRQ][\r]

Radio → Controller
(1) QSH,OK[\r]

This command is invalid when the scanner is in Menu Mode,
during Direct Entry operation, during Quick Save operation.

STS Get Current Status

Controller → Radio
(1) STS[\r]

Radio → Controller

- (1) STS,[DSP_FORM],[L1_CHAR],[L1_MODE],[L2_CHAR],[L2_MODE],[L3_CHAR],[L3_MODE],..., [L20_CHAR],[L20_MODE],[RSV],[RSV],[RSV],[RSV],[RSV],[RSV],[RSV],[RSV],[RSV][\r]

Note:

STS Command is compatible with old scanner.
 PSI is better than STS.
 See "Font Data Specification" for not ascii character code.

JNT Jump Number tag

Controller → Radio

- (1) JNT,[FL_TAG],[SYS_TAG],[CHAN_TAG][\r]

[FL_TAG]	Favorites List Number Tag	(0-99)
[SYS_TAG]	System Number Tag	(0-99)
[CHAN_TAG]	Channel Number Tag	(0-999)

Radio → Controller

- (1) JNT,OK[\r]

NXT Next

Controller → Radio

- (1) NXT,[tkw],[xxx1],[xxx2],[COUNT][\r]

Radio → Controller

- (2) NXT,OK\r

[tkw]	see sheet "tkd and 1st,2nd opt"
[xxx1]	see sheet "tkd and 1st,2nd opt"
[xxx2]	see sheet "tkd and 1st,2nd opt"
[COUNT]	slide counts (1-8)

PRV Previous

Controller → Radio

- (1) PRV,[tkw],[xxx1],[xxx2],[COUNT][\r]

Radio → Controller

- (2) PRV,OK\r

[tkw]	see sheet "tkd and 1st,2nd opt"
[xxx1]	see sheet "tkd and 1st,2nd opt"
[xxx2]	see sheet "tkd and 1st,2nd opt"
[COUNT]	slide counts (1-8)

FQK Get/Set Favorites List Quick Keys Status

Controller → Radio

- (1) FQK[\r]
- (2) FQK,[S0],[S1],.....[S99][\r]

Radio → Controller

- (1) FQK,[S0],[S1],.....[S99][\r]
- (2) FQK,OK\r

[Quick Key Status (S0-S99)]

- 0 : FLQK does not exist
- 1 : FLQK exists and is disabled
- 2 : FLQK exists and is enabled

If controller sends 0 (QK does not exist), radiowill ignore 0.

SQK Get/Set System Quick Keys Status

Controller → Radio

- (1) SQK,[FAV_QK][\r]
- (2) SQK,[FAV_QK],[S0],[S1],.....[S99][\r]

Radio → Controller

- (1) SQK,[FAV_QK],[SYS_QK],[S0],[S1],.....[S99][\r]
- (2) SQK,OK[\r]

[Quick Key Status (S0-S99)]

- 0 : SQK does not exist
- 1 : SQK exists and is disabled
- 2 : SQK exists and is enabled

If controller sends 0 (QK does not exist), radiowill ignore 0.

DQK Get/Set Department Quick Keys Status

Controller → Radio

- (1) DQK,[FAV_QK],[SYS_QK][\r]
- (2) DQK,[FAV_QK],[SYS_QK],[S0],[S1],.....[S99][\r]

Radio → Controller

- (1) DQK,[FAV_QK],[SYS_QK],[S0],[S1],.....[S99][\r]
- (2) DQK,OK[\r]

[Quick Key Status (S0-S99)]

- 0 : DQK does not exist
- 1 : DQK exists and is disabled
- 2 : DQK exists and is enabled

If controller sends 0 (QK does not exist), radiowill ignore 0.

PSI Push Scanner Information

format will be XML.
See PSI,GSI tab

GSI Get Scanner Information

format will be XML.
See PSI,GSI tab

GLT Get xxx list

GLT is command which PC get xx list form scanner.

See "GLT command" sheet to detail.

HLD Hold

HLD is command to hold system, department, channel.
It can't hold favorites list and site frequency.

Controller → Radio

HLD,[tkw],[xxx1],[xxx2][\r]

tkw: see sheet "tkd and 1st,2nd opt"
xxx1 see sheet "tkd and 1st,2nd opt"
xxx2 see sheet "tkd and 1st,2nd opt"

Radio → Controller

HLD,OK[\r]

AVD Set Avoid Option

AVD is command to avoid or unavoid.
It can't avoid favorites list and site frequency.

Controller → Radio

AVD,[tkw],[xxx1],[xxx2][STATUS][\r]

tkw: see sheet "tkd and 1st,2nd opt"
xxx1 see sheet "tkd and 1st,2nd opt"
xxx2 see sheet "tkd and 1st,2nd opt"

[STATUS 1:Permanent Avoid
2:Temporary Avoid
3:Stop Avoiding

Radio → Controller

AVD,OK[\r]

Note: Please use the GSI or GLT command if you need to get avoid status

SVC Get/Set Service Type Settings

Controller → Radio

- (1) SVC[r]
- (2) SVC,[PST1],[PST2],...,[PST37],[CST1],...,[CST10][r]

Radio → Controller

- (1) SVC,[PST1],[PST2],...,[PST37],[CST1],...,[CST10][r]
- (2) SVC,OK[r]

[PSTx] 0: Off (Not Scan)
1: On (Scan)

JPM Jump Mode

Controller → Radio

- (1) JPM,[JUMP_MODE],[INDEX][r]

[JUMP_MODE]	SCN_MODE	
	CTM_MODE	
	QSH_MODE	
	CC_MODE	
	WX_MODE	
	FTO_MODE	
	WF_MODE	
	IREC_MODE	
	UREC_MODE	
	TDIS_MODE	
	CDIS_MODE	
[INDEX]	SCN_MODE :	Chanel Index
	CTM_MODE :	Reserve
	QSH_MODE :	Reserve
	CC_MODE :	Reserve
	WX_MODE :	NORMAL
		A_ONLY
		SAME_1
		SAME_2
		SAME_3
		SAME_4
		SAME_5
		ALL_FIPS
	FTO_MODE :	Reserve
	WF_MODE :	Reserve
	IREC_MODE :	Reserve
	UREC_MODE :	Folder Name
	TDIS_MODE :	Session Name
	CDIS_MODE :	Session Name

※When you send the channel index of 0xFFFFFFFF,
scanner start to scan from top channel
※If temporary clock was set and go to discovery mode, scanner sends NG response.
※If temporary clock was set and go to wx alert mode, scanner sends NG response.

Radio → Controller
(1) JPM,OK[\r]

DTM Get/Set Date and Time.

Controller → Radio

(1) DTM[\r]
(2) DTM,[DayLightSaving],[YYYY],[MM],[DD],[hh],[mm],[ss][\r]

Radio → Controller

(1) DTM,[DayLightSaving],[YYYY],[MM],[DD],[hh],[mm],[ss],[RTC Status][\r]
(2) DTM,OK[\r]

[RTC Status]: 0:RTC NG
1:RTC OK

LCR Get/Set Location and range.

Controller → Radio

(1) LCR[\r]
(2) LCR,[LATITUDE],[LONGITUDE],[RANGE][\r]

Radio → Controller

(1) LCR,[LATITUDE],[LONGITUDE],[RANGE][\r]
(2) LCR,OK[\r]

LATITUDE and LONGITUDE is degree format.

AST Analyze Start

See Analyze Command Tab

APR Analyze Pauze/Resume

See Analyze Command Tab

URC User Record Control

Controller → Radio

(1) URC[\r]

(2) URC,[STATUS][\r]

Radio → Controller

(1) URC,[STATUS][\r]

(2) URC,OK[\r]

URC,ERR,[ERROR CODE][\r]

[ERROR CODE] :

0001: FILE ACCESS ERROR

0002: LOW BATTERY

0003: SESSION OVER LIMIT

0004: RTC LOST

[STATUS] : 0:Stop, 1:Start

MNU Menu Mode

Controller → Radio

(1) MNU,[MENU_ID],[INDEX][\r]

Radio → Controller

(1) MNU,OK[\r]

MENU_ID	INDEX	Menu Position
TOP	-	Top (Main) Menu
MONITOR_LIST	-	Select Lists to Monitor menu
SCAN_SYSTEM	Syetem Index	System Menu
SCAN_DEPARTMENT	Department Index	Department Menu
SCAN_SITE	Site Index	Site Menu
SCAN_CHANNEL	Channel Index	Channel Menu
SRCH_RANGE	Custom Bank Index	Custom Search Bank Menu
SRCH_OPT	-	Search/Close Call Opt menu
CC	-	Close Call Menu
CC_BAND	-	Clsoe Call Band Menu
WX	-	WX Operation Menu
FTO_CHANNEL	FTO Channel Index	Tone out Channel Menu
SETTINGS	-	Settings Menu
BRDCST_SCREEN	-	Broadcast screen Menu

MSI Menu Status Info

Controller → Radio

(1) MSI[\r]

Radio → Controller

(1) MSI,<XML>,[\r]

<?xml version="1.0" encoding="utf-8"?>[\r]

<MSI Name=" Title " Index="xxxxxx" >[\r]

:

:

</MSI>[\r]

format is XML.

See sheet MSI tab

MSV Menu Set Value

Controller → Radio
(1) MSV,[RSV],[VALUE][\r]

Radio → Controller
(1) MSV,OK[\r]

VALUE select type menu : selected item index
input type menu : inputted string

Note
Replace comma(,) to tab(\t), if value contain ,(comma).

MSB Menu Structure Back

Controller → Radio
(1) MSB,[RSV],[RET_LEVEL][\r]

Radio → Controller
(1) MSB,OK[\r]

RET_LEVEL "RETURN_PREVIOUS_MODE"
"" exit menu mode
1 level back

GST Get scanner status (for WF)

Controller → Radio
(1) GST[\r]

Radio → Controller
(1) GST,[DSP_FORM],[L1_CHAR],[L1_MODE],[L2_CHAR],[L2_MODE],
[L3_CHAR],[L3_MODE],····,[L20_CHAR],[L20_MODE],
[MUTE],[RSV],[RSV],
[WF_MODE],[FREQ],[MOD],[MF_POS],
[CF],[LOWER],[UPPER],[RSV],[FFT_SIZE][\r]

[WF_MODE] SCANNER MODE (0 : Normal Mode, 1 : Waterfall, 2 :Menu/Direct Entry)
(Normal Mode means SDS Link does not an effective mode. Ex scan mode, s
[FREQ] Mark Frequency
[MOD] Modulation
[MF_POS] Marker position
[CF] Center Frequency
[LOWER] Lower Frequency
[UPPER] Upper Frequency
[FFT_SIZE] FFT Area Size (0 :25%, 1:50%, 2:75%, 3:100%)

if Lx_CHAR or Lx_MODE is all '(0x20), it will be converted "".
if Lx_CHAR has ", " (comma), ", " (comma) will be changed "\t".

PWF Push Waterfall FFT Information

Controller → Device

(1) PWF,[FFT_TYPE],[ON/OFF][\r]

Device → Controller

(1) PWF,[DATA1],[DATA2],····,[DATA_n],[\r]

[FFT_TYPE]

1 Displayed FFT (240)

GWF GetWaterfall FFT Information

Controller → Radio

(1) GWF,[TYPE],[ON/OFF][\r]

Radio → Controller

(1) GWF,[DATA1],[DATA2],····,[DATA240],[\r]

[FFT_TYPE]

1 Displayed FFT (240)

- Favorites List
- System
- Department
- Site
- Conventional frequency
- TGID in ID Scan
- TGID in ID Search
- Site frequency
- Avoiding TGID in ID Search
- Search Avoiding frequency
- Close Call
- WX
- Tone-Out mode
- Search with scan frequency
- CC Hits Channel
- Custom Search Bank
- Custom Search frequency
- Quick Search frequency
- Repeater Find frequency

		comand							
		GLT		NXT/PRV		HLD		AVD	
		1st	2nd	1st	2nd	1st	2nd	1st	2nd
FL	[none]			---		---		---	
SYS	[Parent FL Index]			Sys Index	[none]	Sys Index	[none]	Sys Index	[none]
DEPT	[Parent Sys Index]			Dept Index	[Parent Sys Index]	Dept Index	[Parent Sys Index]	Dept Index	[none]
SITE	[Parent Sys Index]			Site Index	[none]	Site Index	[none]	Site Index	[none]
CFREQ	[Parent Dept Index]			Chan Index	[none]	Chan Index	[none]	Chan Index	[none]
TGID	[Parent Dept Index]			Chan Index	[none]	Chan Index	[none]	Chan Index	[none]
STGID	---			TGID	[Site Index]	TGID	[Site Index]	---	(Use ATGID)
SFREQ	[Parent Sit Index]			---		---		---	
ATGID	[Parent Sys Index]			---		---		TGID	Parent sys index
AFREQ	[none]			---		---		[Frequency]	[none]
CC	---			[none]	[none]	[none]	[none]	---	(Use AFREQ)
WX	[none]			WX Chan Index	[none]	WX Chan Index	[none]	---	
FTO	[none]			FTO Chan Index	[none]	FTO Chan Index	[none]	---	
SWS_FREQ	---			Frequency	[Parent Dept Index]	Frequency	[Parent Dept Index]	---	(Use AFREQ)
CCHIT	[Parent Dept Index]			CC Chan Index	[none]	CC Chan Index	[none]	CC Chan Index	[none]
CS BANK	[none]			---		---		---	
CS_FREQ	---			Frequency	Parent Bank index	Frequency	Parent Bank index	---	(Use AFREQ)
QS_FREQ	---			Frequency	[none]	Frequency	[none]	---	(Use AFREQ)
RPTR_FREQ	---			Frequency	[none]	Frequency	[none]	---	(You can't avoid Repeater Frequency)
IREC_FILE	[none]			[none]		File Index	[none]	---	(You can't avoid)
UREC_FOLDER	[none]			---	(You can't select folder)	---	(You can't select folder)	---	(You can't avoid)
UREC_FILE	Folder Index			File Index	[none]	File Index	[none]	---	(You can't avoid)
TRN_DISCOV	[none]			---		---		TGID	[none]
CNV_DISCOV	[none]			---		---		Frequency	[none]
BAND_SCOPE	---			Frequency	[none]	Frequency	[none]	---	

Target Key Word

[none] means Parameter is none.
 '---' means invarild comand

- Note 1 If you want ot avoid 406.0MHz in Quick Search mode,
 "AVD,AFREQ,4060000,,1¥r" is right.
 "AVD,GS_FREQ,4060000,,1¥r" is bad comand.
- Note 2 If App sends "HLD","NXT" or "PRV" in Repeater Find mod, the scanner cancels Repeater Find mod and returns to previous mode(Custom Search/Quick Search/ Close Call)
- Note 3 "Unkown" department in ID Search is virtual department. You can hold, next and previous "Unkown" department but can't avoid it.
 "Unkown" department needs parent system index. Another department doesn't need parent system index. Both is OK that you set blank or system index for 2nd parameter.

GLT is command which PC get xx list form scanner.

Controller → Radio

- (1) GLT,FL
- (2) GLT,SYS,[fl_index]
- (3) GLT,DEPT,[system_index]
- (4) GLT,SITE,[system_index]
- (5) GLT,CFREQ,[dept_index]
- (6) GLT,TGID,[dept_index]
- (7) GLT,SFREQ,[site_index]
- (8) GLT,AFREQ
- (9) GLT,ATGID,[system_index]
- (10) GLT,FTO
- (11) GLT,CS_BANK
- (12) GLT,UREC
- (13) GLT,IREC_FILE
- (14) GLT,UREC_FILE,[folder_index]
- (15) GLT,TRN_DISCOV
- (16) GLT,CNV_DISCOV

- Favorites List
- System
- Department
- Site
- Conventional Frequency
- TGID
- Site Frequency
- Search Avoiding Frequencies
- Search Avoiding TGID
- Fire Tone Out
- Custom Search Bank
- User Record
- Inner Record File
- User Record File
- Trunk Discovery
- Conventional Discovery

Radio → Controller

(1) GLT	FL	Index	Name	Monitor	Q_Key	N_Tag								
(2) GLT	SYS	Index	MyId	Name	Avoid	Type	Q_Key	N_Tag						
(3) GLT	DEPT	Index	MyId	Name	Avoid	Q_Key								
(4) GLT	SITE	Index	MyId	Name	Avoid	Q_Key								
(5) GLT	CFREQ	Index	MyId	Name	Avoid	Freq	Mod	SAS	SAL	SvcType	N_Tag			
(6) GLT	TGID	Index	MyId	Name	Avoid	TGID	Audio Type	SvcType	N_Tag					
(7) GLT	SFREQ	Index	Freq											
(8) GLT	AFREQ	Freq	Avoid											
(9) GLT	ATGID	TGID	Avoid	index	Name	DeptName	DeptIndex							
(10) GLT	FTO	Index	Freq	Mod	Name	ToneA	ToneB							
(11) GLT	CS_BANK	Index	Name	Lower	Upper	Mod	Step							
(12) GLT	UREC	Index	Name											
(13) GLT	IREC_FILE	Index	Name	Time										
(14) GLT	UREC_FILE	Index	Name	Time										
(15) GLT	TRN_DISCOV	Name	Delay	Logging	Duration	CompareDB	SystemName	SystemType	SiteName	TimeOutTimer	AutoStore			
(16) GLT	CNV_DISCOV	Name	Lower	Upper	Mod	Step	Delay	Logginig	CompareDB	Duration	TimeOutTimer	AutoStore		

Short word means:
 Q_Key : Quick Key
 N_Tag : Number Tag
 Freq : Frequency
 Mod : Modulation
 SAS : Sub Audio Setting (CTCSS/DCS/P25NAC/Color Code/RAN, Area)

Avoid
 Off
 T-Avoid

※Name = Session Name
 ※Name = Session Name

The Index is kind of handle. PC uses index to Hold and Avoid.
MyId is like RRDB ID.

format will be XML.

```
ex
GLT,FL%r
GLT,<XML>%r
<?xml version="1.0" encoding="utf-8"?>%r
<GLT>%r
  <FL Index="0" Name="Favorites List 1" Monitor="On" Q_Key="1" N_Tag="None" />%r
  <FL Index="1" Name="Favorites List 2" Monitor="On" Q_Key="2" N_Tag="2" />%r
  <FL Index="2" Name="Favorites List 3" Monitor="Off" Q_Key="3" N_Tag="999" />%r
</GLT>%r
```

PC/Tablet App need scanner internal information to show.

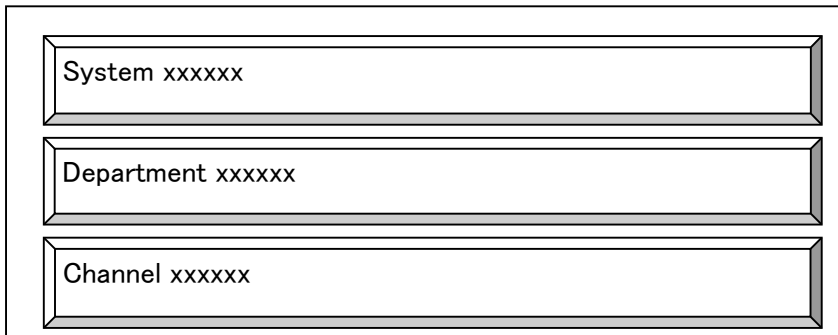
If the scanner recvies GSI command, it will send scanner internal information.
Scanner internal information is like XML.

If the scanner receive PSI command, it outputs information periodically.
User can change interval by parameter.

[Ex .scan mode]

```
<?xml version="1.0" encoding="utf-8"?>
<ScannerInfo Mode="Trunk Scan Hold" V_Screen="trunk_scan">
  <MonitorList Name="Full Database" Index="4294967295" ListType="FullDb" Q_Key="None" N_Tag="None" DB_Counter="3" />
  <System Name="Calcasieu" Index="283" Avoid="Off" SystemType="Conventional" Q_Key="None" N_Tag="None" Hold="On" />
  <Department Name="Calcasieu Parish - Parish Fire & Medical" Index="286" Avoid="Off" Q_Key="None" Hold="Off" />
  <ConvFrequency Name="DeQuincy Fire Department" Index="290" Avoid="Off" Freq=" 154.4150MHz"
    Mod="NFM" N_Tag="None" Hold="On" SvcType="Fire Dispatch" P_Ch="Off" SAS="All" SAD="None" LVL="0" IFX="Off" />
  <AGC A_AGC="Off" D_AGC="Off" />
  <DualWatch PRI="Off" CC="Off" WX="Off" />
  <Property
    VOL="0" SQL="9" Sig="0"
    WiFi="3" Att="Off" Rec="Off"
    KeyLock="Off" P25Status="None"
    Mute="Mute" Backlight="100"

    Rssi="0.377"
  />
  <ViewDescription>
    <InfoArea1 Text="F0:01234-6*789" />
    <InfoArea2 Text="S3:01234-6*----" />
    <PopupScreen Text="Quick Save?Yn"/>
  </ViewDescription>
</ScannerInfo>
```



see PSI, GSI Elemen
PSI, GSI Attribute
Attribute (ViewDescription)

All mode Elements

ScannerInfo
 Property
 AGC
 DispFormat
 ViewDescription (when the radio is viewing override area)
 ReplayDescription (when the radio is in REPLAY mode)

ScannerInfo is the root node.

Depend on mode elements

	Scan mode				Search				Signal		Temporary		discovery		Analyze			WF
	conventional_scan	trunk_scan	custom_with_scan	echits_with_scan	custom_search	quick_search	close_call	cc_searching	tone_out	wx_alert	reverse_frequency	repeater_find	discovery_convention	discovery_trunking	analyze_system_statu	rf_power_plot	analyze	
MonitorList	○	○	○	○	-	-	-	-	-	-	-	-	-	-	-	-	-	-
System	○	○	○	○	-	-	-	-	-	-	-	-	-	-	-	-	-	-
Department	○	○	○	○	-	-	-	-	-	-	-	-	-	-	-	-	-	-
Site	-	○	-	-	-	-	-	-	-	-	-	-	-	-	-	-	-	-
ConvFrequency	○	-	-	-	-	-	-	-	-	-	-	-	-	-	-	-	-	-
TGID	-	○	-	-	-	-	-	-	-	-	-	-	-	-	-	-	-	-
SiteFrequency	-	○	-	-	-	-	-	-	-	-	-	-	-	-	-	-	-	-
SrchFrequency	-	-	○	-	○	○	○	-	-	○	○	○	-	-	-	-	-	-
CcHitsChannel	-	-	-	○	-	-	-	-	-	-	-	-	-	-	-	-	-	-
DualWatch	○	○	○	○	○	○	○	-	-	○	○	-	-	-	-	-	-	-
SearchRange	-	-	○	-	○	○	-	-	-	-	-	-	-	-	-	-	-	-
SearchBanks	-	-	-	-	○	-	-	-	-	-	-	-	-	-	-	-	-	-
CC_Bands	-	-	-	-	-	-	-	○	-	-	-	-	-	-	-	-	-	-
CC_Counters	-	-	-	-	-	-	-	○	-	-	-	-	-	-	-	-	-	-
ToneOutChannel	-	-	-	-	-	-	-	-	○	-	-	-	-	-	-	-	-	-
WxChannel	-	-	-	-	-	-	-	-	-	○	-	-	-	-	-	-	-	-
WxMode	-	-	-	-	-	-	-	-	-	○	-	-	-	-	-	-	-	-
ConventionalDiscovery	-	-	-	-	-	-	-	-	-	-	-	○	-	-	-	-	-	-
TrunkingDiscovery	-	-	-	-	-	-	-	-	-	-	-	-	○	-	-	-	-	-
SystemStatus	-	-	-	-	-	-	-	-	-	-	-	-	-	○	-	-	-	-
Analyze	-	-	-	-	-	-	-	-	-	-	-	-	-	-	-	○	-	-
WaterfallBand	-	-	-	-	-	-	-	-	-	-	-	-	-	-	-	-	-	○
WaterfallSettings	-	-	-	-	-	-	-	-	-	-	-	-	-	-	-	-	-	○

Elements in ViewDescription

InfoArea1
 InfoArea2
 OverWrite
 PopupScreen
 PlainText

Elements in ReplayDescription

File
 ReplayMode

ScannerInfo

Attribute Name	Value
Mode	
V_Screen	

Property

Attribute Name	Value
F	Off/On
VOL	0-29 or 0-15
SQL	0-19 or 0-15
Sig	0-4
WiFi	Off / 0-3 / AP
Battery	0.0-3.3
Att	Off/On/G-Att
Rec	Off/On
KeyLock	Off/On
P25Status	None/Data/P25/DMR/CAP/CON/DT3/XPT/NX9/NX4/ND9/ND4/IDS/NXD
Mute	Unmute/Mute
A_Led	Off/Blue/Red/Magenta/Green/Cyan/Yellow/White
Dir	Up/Down
Rssi	0-

AGC

Attribute Name	Value
A_AGC	Off/On
D_AGC	Off/On

DualWatch

Attribute Name	Value
PRI	Off/DND/Priority
CC	Off/DND/Priority
WX	Off/Priority

MonitorList

Attribute Name	Value
Name	ASCII code , Max length 64
Index	0-
ListType	FullDb/FL/SWS
Q_Key	0-99/None
N_Tag	0-99/None
DB_Counter	0-65535, if counter overs 65535, counter will be 0.

System

Name	ASCII code , Max length 64
Index	0-
Avoid	Off/T-Avoid/Avoid
SystemType	
Q_Key	0-99/None
N_Tag	0-99/None
Hold	Off/On

Department

Name	ASCII code , Max length 64
Index	0-
Avoid	Off/T-Avoid/Avoid
Q_Key	0-99/None
Hold	Off/On

- Scan Mode
- Scan Hold
- Tone-Out
- Custom Search
- Custom Search Hold
- Quick Search
- Quick Search Hold
- Service Scan
- Service Scan Hold
- Trunk Scan
- Trunk Scan Hold
- Close Call Only
- Close Call
- Menu tree

- plain_text
- conventional_scan
- trunk_scan
- custom_with_scan
- cchits_with_scan
- custom_search
- quick_search
- close_call
- cc_searching
- tone_out
- wx_alert
- discovery_conventional
- discovery_trunking
- reverse_frequency
- repeater_find
- direct_entry
- menu_selection
- menu_input
- analyze_system_status
- analyze

- Conventional
- Motorola
- EDACS
- LTR
- P25 Trunk
- P25 One Frequency
- MotoTRBO Trunk
- DMR One Frequency
- NXDN Trunk
- NXDN One Frequency

Site

Name	ASCII code , Max length 64
Index	0-
Avoid	Off/T-Avoid/Avoid
Q_Key	0-99/None
Hold	Off/On
Mod	Auto/NFM/FM

ConvFrequency

Name	ASCII code , Max length 64
Index	0-
Avoid	Off/T-Avoid/Avoid
Freq	xxxx.xxxxMHz
Mod	Auto/AM/NFM/FM/WFM/FMB
N_Tag	0-999/None
Hold	Off/On
SvcType	See Sheet : "Service type"
P_Ch	Off/On
SAS	See Sheet : "Sub Audio"
SAL	Off/On
SAD	See Sheet : "Sub Audio"
RecSlot	Slot 1/2/None
LVL	-3/-2/-1/0/1/2/3
IFX	Off/On
TGID	TGID xxxx/None
U_Id	UID xxxx/None

TGID

Name	ASCII code , Max length 64
Index	0-
Avoid	Off/T-Avoid/Avoid
TGID	TGID:xxxx
SetSlot	Slot 1/2/Any
RecSlot	Slot 1/2/None
N_Tag	0-999/None
Hold	Off/On
SvcType	See Sheet : "Service type"
P_Ch	Off/On
LVL	-3/-2/-1/0/1/2/3

SiteFrequency

Freq	xxxx.xxxxMHz
SAS	See Sheet : "Sub Audio"
SAD	See Sheet : "Sub Audio"
IFX	Off/On

SearchBanks

<u>Attribute Name</u>	<u>Value</u>
Index	0-9
BankStatus	xxxxxxxx : 0=Off/ 1=On order=0123456789
Name	ASCII code , Max length 64
BankNo	0-9

CC_Bands

<u>Attribute Name</u>	<u>Value</u>
BandStatus	xxxxxxx : 0=Off/ 1=On order=0123456

SrchFrequency

<u>Attribute Name</u>	<u>Value</u>
Avoid	Off/T-Avoid/Avoid
Freq	xxxx.xxxxMHz
Mod	Auto/AM/NFM/FM/WFM/FMB

Hold	Off/On
SAD	See Sheet : "Sub Audio"
RecSlot	Slot 1/2/None
TGID	TGID xxxx/None
U_Id	UID xxxx/None
IFX	Off/On

CcHitsChannel

<u>Attribute Name</u>	<u>Value</u>
Name	ASCII code , Max length 64
Index	0-
Avoid	Off/T-Avoid/Avoid
CH_No	0-9
Freq	xxxx.xxxxMHz
Mod	Auto/AM/NFM/FM/WFM/FMB
Hold	Off/On
SAD	See Sheet : "Sub Audio"
LVL	-3/-2/-1/0/1/2/3
IFX	Off/On

SearchRange

Lower	xxxx.xxxxMHz
Upper	xxxx.xxxxMHz
Mod	Auto/AM/NFM/FM/WFM/FMB
Step	

ToneOutChannel

Name	ASCII code , Max length 64
Index	1-
CH_No	0-31
Freq	xxxx.xxxxMHz
Mod	Auto/AM/NFM/FM/WFM/FMB
Hold	Off/On
LVL	-3/-2/-1/0/1/2/3
IFX	Off/On
ToneA	xxxxHz
ToneB	xxxxHz

WxMode

Mode	"Monitor Weather" or "Weather Alert"
SAME	"Alert Only" or SAME group name

WxChannel

Name	ASCII code , Max length 64
Index	0-
CH_No	1-7
Freq	xxxx.xxxxMHz
Mod	FM
Hold	Off/On
LVL	-3/-2/-1/0/1/2/3
IFX	Off/On

ConventionalDiscovery

Lower	xxxx.xxxxMHz
Upper	xxxx.xxxxMHz
Mod	Auto/AM/NFM/FM/WFM/FMB
Step	
Freq	xxxx.xxxxMHz
SAD	See Sheet : "Sub Audio"
RecSlot	Slot 1/2/None
PastTime	
HitCount	
TGID	TGID xxxx/None
U_Id	UID xxxx/None
IFX	Off/On

TrunkingDiscovery

SystemName ASCII code , Max length 64
SiteName ASCII code , Max length 64
TGID
TgidName
SAD See Sheet : " Sub Audio"
RecSlot Slot 1/2/None
PastTime
HitCount
U_Id UID xxxx/None

SystemStatus

SystemName ASCII code , Max length 64
SiteName ASCII code , Max length 64
Signal 0-100
Quality 0-100
Activity 0-100
SystemID 0-0x1FFFF
SystemSubID 0-99
SiteID 0-4095
WacnID 0-0xFFFFF
NAC 0-0xFFF
Color 0-15
RAN 0-63
Area 0-1
Att Off/G-Att
Freqs 0-16
P25Status None/Data/P25/DMR/CAP/CON/DT3/XPT
/NX9/NX4/ND9/ND4/IDS/NXD

RfPowerPlot

Frequency xxxx.xxxxMHz
Modulation Auto/AM/NFM/FM/WFM/FMB
SampleRate 100ms/200ms/400ms/800ms
Att Off/G-Att
B01 0 - 100
B02 0 - 100
B03 0 - 100
B04 0 - 100
B05 0 - 100
B06 0 - 100
B07 0 - 100
B08 0 - 100
B09 0 - 100
B10 0 - 100
B11 0 - 100
B12 0 - 100
B13 0 - 100
B14 0 - 100
B15 0 - 100
B16 0 - 100
B17 0 - 100
B18 0 - 100
B19 0 - 100
B20 0 - 100
B21 0 - 100
B22 0 - 100
B23 0 - 100
B24 0 - 100
B25 0 - 100
B26 0 - 100
B27 0 - 100
B28 0 - 100
B29 0 - 100
B30 0 - 100
B31 0 - 100

B32 0 - 100
B33 0 - 100
B34 0 - 100

Analyze

Msg1 ASCII code , Max length 64
Msg2 ASCII code , Max length 64
SystemName ASCII code , Max length 64
SiteName ASCII code , Max length 64
Att Off/G-Att

※Used by following mode

LCN Finder
Current Activity
LCN Monitor
Activity Log

WaterfallBand

Lower xxxx.xxxxMHz
Center xxxx.xxxxMHz
Upper xxxx.xxxxMHz
Mod Auto/AM/NFM/FM/WFM/FMB
Step 5kHz/6.25kHz/7.5kHz/833kHz/10kHz/12.5kHz/
15kHz/20kHz/25kHz/50kHz/100kHz
Span 360kHz/720kHz/1.44MHz/2.88MHz/
5.76MHz/8.64MHz/17.28MHz/
Limit 0/1

WaterfallSettings

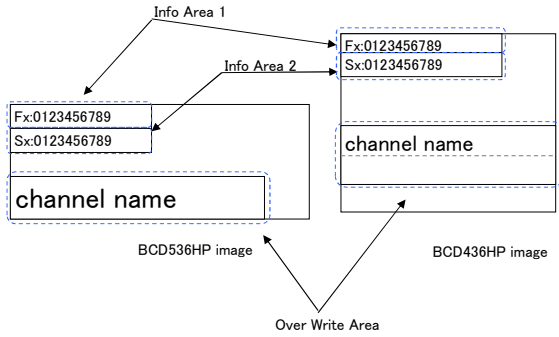
MF xxxx.xxxxMHz
Gain Auto/0/1/.../15

Info Area and Override>>

Scanner has special view area on main screen.
Info Area 1 and Info Area 2 are displayed Quick keys status in scan mode or Banks status in custom search mode.

Over Write Area is displayed error message or scanning message on channel name area.

```
<ViewDescription>
  <InfoArea1 Text="F0:01234-6*789" />
  <InfoArea2 Text="S3:01234-6*---" />
  <OverWrite Text="No thing to scan" />
</ViewDescription>
```




Popup Screen>>

Scanner has popup screen. It shows temporary view for 1-2 seconds.
The popup screen is shown on main screen.

It is like toaster in Android OS.

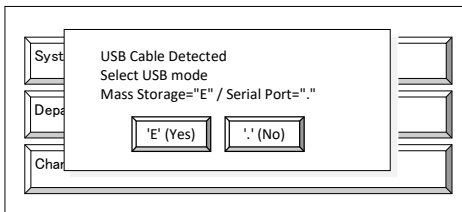
```
<ViewDescription>
  <PopupScreen Text="Global ATT\nOn" />
</ViewDescription>
```



Popup screen has a few buttons.
This popup screen is not cleared automatically.
Scanner waits pressed button by user.

It is like Dialog box.

```
<ViewDescription>
  <PopupScreen Text="USB Cable Detected&#xD;
  Select USB mode&#xD;&#xD;Mass_Storage=&quot;E&quot; / Serial Port=&quot;&quot;:" />
  <Button Text="{ &quot;E&quot; (Yes)" KeyCode="E" />
  <Button Text="{ &quot;.' (No)" KeyCode=".'" />
</PopupScreen>
```



In this case Popup screen has 2 buttons.

If 'E' (Yes) button is pressed, App should send "KEY,E,P".
E is KeyCode.

PlainText view>>

Plain Text view is kind of view mode in main screen.

```
ex.
<ViewDescription>
  <PlainText Text="Copyright 2014" />
  <PlainText Text="Uniden America Corp." />
  <PlainText Text="All Rights Reserved." />
  <PlainText Text="" />
</ViewDescription>
```

<< ReplayDescription >>

```
<ReplayDescription>  
  <File Index="2" />  
  <ReplayMode Mode="USER_REC" />  
</ReplayDescription>
```


Basic Rule for Response scanner information

MyId

The system, department, site and channel on Full Database have MyId.
The system, department, site and channel copied from full database have MyId.
But system, department, site and channel which user created don't have MyId.

MyId relates RadioReference ID.

ID is shown xxId=xx.

e.x.

CountyId=5
AgencyId=15

ID list

HPDB ID	description	RRDB ID
CountyId	Conventional System (County)	ctid
AgencyId	Conventional System (Agency)	aid
TrunkId	Trunked System	sid
CGroupId	Conventional Department	scid
CFreqId	Conventional Frequency	fid
SiteId	Trunked Site	siteId
TGroupId	Trunked Department	tgCid
Tid	Trunked Channel	tgId

Note :

Search with Scan doesn't have MyId.

Index

The index will be used, when you hold or avoid system, department and channel.
It is decided when data is downloaded to RAM. It is invalid if DB_Counter differs.

Name

ASCII code (20h-7eh)
Max Length 64 characters

AST Analyze Start

■ **Current Activity**

Controller → Radio

AST,CURRENT_ACTIVITY,[Site Index]¥r

Radio → Controller

format will be XML

Data is sent in 200ms interval

C-Ch

No	LCN	Frequency	SystemID	SiteID	TGID Type
----	-----	-----------	----------	--------	-----------

V-Ch

No	LCN	Frequency	TGID	Unit ID	MOD	TGID Type
----	-----	-----------	------	---------	-----	-----------

Parameter

LCN : LCN(decimal)
 Freq : Frequency
 TGID : Talk Group ID(decimal)
 Unit ID : Unit ID(decimal)
 MOD : Mode
 Analog
 Digital
 Encrypted
 TgidType : Talk Group ID type
 Control Channel
 Encrypted
 Patch
 Unknown
 TGID
 I-CALL
 SystemID : System ID(hex)
 SiteID : Site ID(decimal)

XML example

```
AST,<XML>¥r
<?xml version="1.0" encoding="utf-8"?>¥r
<AST>¥r
  <CurrentActivity LCN="1" Freq="851.0125" SystemID="0001h" SiteID="0" TgidType="Control Channel" />¥r
  <CurrentActivity LCN="2" Freq="851.0375" TGID="16" UnitID="32" MOD="Analog" TgidType="TGID" />¥r
  <CurrentActivity LCN="3" Freq="851.0625" TGID="64" UnitID="128" MOD="Analog" TgidType="TGID" />¥r
  :
  :
  <CurrentActivity LCN="32" Freq="851.6125" TGID="256" UnitID="512" MOD="Analog" Tgidtype="TGID" />¥r
</AST>¥r
```

※Before sending AST command, please go to Scan Mode to load the hpdb data

■ **LCN Monitor**

Controller → Radio

AST,LCN_MONITOR,[Site Index]¥r

Radio → Controller

format will be XML

Data is sent in 1s interval

No	LCN	Frequency	Status
----	-----	-----------	--------

Parameter

LCN : LCN(decimal)
 Freq : Frequency
 ReceiveStaus : 1 or 0

XML example

```
AST,<XML>¥r
<?xml version="1.0" encoding="utf-8"?>¥r
<AST>¥r
  <LcnMonitor LCN="1" Freq = "851.0125" ReceiveStaus="1" />¥r
  <LcnMonitor LCN="2" Freq = "851.0250" ReceiveStaus="0" />¥r
  <LcnMonitor LCN="3" Freq = "851.0375" ReceiveStaus="0" />¥r
  <LcnMonitor LCN="4" Freq = "851.0500" ReceiveStaus="0" />¥r
  <LcnMonitor LCN="5" Freq = "851.0625" ReceiveStaus="0" />¥r
  :
  :
  <LcnMonitor LCN="32" Freq = "851.4000" ReceiveStaus="0" />¥r
</AST>¥r
```

※Before sending AST command, please go to Scan Mode to load the hpdb data

■ **Activity Log**

※If temporary clock was set and go to activity log mode, scanner sends NG response.

Controller → Radio

AST,ACTIVITY_LOG,[Site Index]¥r

Radio → Controller

AST,ACTIVITY_LOG,[Time],[Data],[Message],[Description]

Parameter

Time : MM/DD/YYYY hh:mm:ss
 Data : Received raw data (depends on system type)
 Message : Message type (Depends on system type)
 Description1-5 : Message description (depends on system type). Number of description is depends on message type.

【Motorola】

Data		
"<cmd>/<prv>/<id>"		
cmd	: command field	0-1023(decimal)
prv	: private bit	0 or 1
id	: id field	0-65535(decimal)

Message	Description1	Description2	Description3	Description4	Description5
System ID	Sid:				
Site ID	Site:				
Talkgroup Voice Channel Grant	Tid:	Uid:	Lcn:	Sts:	Mod:
Talkgroup Voice Channel Grant Update	Tid:		Lcn:	Sts:	
I-Call Voice Channel Grant Update	Uid:		Lcn:		
Individual Call	Uid:	Uid:	Lcn:		
Patch/MultiSelect Voice Channel Grant	Pid:	Uid:	Lcn:	Sts:	Mod:
Patch/Multiselect Voice Channel Grant Update	Pid:		Lcn:	Sts:	
Patch List	Pid:	Mid			
Patch Cancel	Pid:				
Control					
First OSW					
Receive Error					

Description

Sid : System ID(hex)
 Site : Site ID(decimal)
 Tid : Talk Group ID(decimal)
 Uid : Unit ID(decimal)
 Pid : Patch ID(decimal)
 Mid : Patch Member ID (decimal)
 Lcn : LCN(decimal)
 Sts : Status bit
 Normal Talkgroup
 All Talkgroup
 Emergency
 Talkgroup Patch
 Emergency Patch
 Emergency Multi-Group
 Multi-Select
 DES Encryption Talkgroup
 DES All Talkgroup
 DES Emergency
 DES Talkgroup Patch
 DES Emergency Patch
 DES Emergency Multi-Group
 Multi-Select DES TG
 Mod : Modulation
 Analog
 Digital

【P25 Standard】

Data		
"<opcode>/<data>"		
opcode	opcode	1byte:00-FF(hex)
data	TSBK	12bytes:00000000000000000000000000000000-FFFFFFFFFFFFFFFFFFFFFFFF(hex)

Message	Description1	Description2	Description3	Description4	Description5
Group Voice Channel Grant	Lcn:	Gad:	Sad:		
Group Voice Channel Grant Explicit	LcnT:	Gad:	Sad:	LcnR:	
Group Voice Channel Grant Update	Lcn:	Gad:	Lcn:	Gad:	
Group Voice Channel Grant Update Explicit	LcnT:	LcnR:	Gad:		
Unit To Unit Voice Channel Grant	Lcn:	Tad:	Sad:		
Unit To Unit Voice Channel Grant Extended	LcnT:	Tad:	Sad:	LcnR:	
Unit To Unit Answer Request	Tad:	Src:			
Unit To Unit Answer Request Extended	Tad:	Src:			
Unit To Unit Voice Channel Grant Update	Lcn:	Tad:	Sad:		
Unit To Unit Voice Channel Grant Update Extended	LcnT:	Tad:	Sad:	LcnR:	
Telephone Voice Channel Grant					
Telephone Interconnect Answer Request					

Identifier Update for X2TDMA					
Individual Data Channel Grant					
Group Data Channel Grant					
Group Data Channel Announcement					
Group Data Channel Announcement Explicit					
SNDCCP Data Channel Grant					
SNDCCP Data Page Request					
SNDCCP Data Channel Announcement Explicit					
Status Update					
Status Query					
Message Update					
Radio Unit Monitor Command					
Call Alert					
Acknowledge Response FNE					
Queued Response					
Extended Function Command					
Deny Response					
Group Affiliation Response					
Secondary Control Channel Broadcast Explicit					
Group Affiliation Query					
Location Registration Response					
Unit Registration Response					
Unit Registration Command					
Authentication Command					
De-Registration Acknowledge					
Identifier Update for TDMA	Iden:	Type:	Tofs:	Csp:	Bfrq:
Identifier Update for VHF/UHF Bands	Iden:	Bw:	Tofs:	Csp:	Bfrq:
Time and Date Announcement	Iden:	Bw:	Tofs:	Csp:	Bfrq:
Roaming Address Command					
Roaming Address Update					
System Service Broadcast					
Secondary Control Channel Broadcast					
RFSS Status Broadcast	Sid:	Sub:	Site:	Lcn:	
RFSS Status Broadcast Extended	Sid:	Sub:	Site:	LcnT:	LcnR:
Network Status Broadcast	Wacn:	Sid:	Lcn:		
Network Status Broadcast Extended	Wacn:	Sid:	LcnT:	LcnR:	
Adjacent Status Broadcast					
Identifier Update for non-VHF/UHF Bands	Iden:	Bw:	Tofs:	Csp:	Bfrq:
Protection Parameter Broadcast					
Protection Parameter Update					
Receive Error					

Description

- Lcn : LCN(decimal)
- LcnT : Transmit channel LCN(decimal)
- LcnR : Receive channel LCN(decimal)
- Gad : Group Address(decimal)
- Sad : Source Address(decimal)
- Tad : Target Address(decimal)
- Src : Source ID(decimal)
- Iden : Identifier(decimal)
- Bw : Band Width(decimal)
- Tofs : Transmit Offset(decimal)
- Csp : Channel Spacing(decimal)
- Bfrq : Base Frequency(decimal)
- Sid : System ID(hex)
- Sub : RF Sub-system ID(decimal)
- Site : Site ID(decimal)
- Wacn : WACN ID(hex)
- Type : Channel Type (decimal)

[EDACS]

Data	
"<data>"	
data	message data 28bits:0000000-FFFFFF(hex)

Message	Description1	Description2	Description3	Description4	Description5
Site ID	Site:		Lcn:		
Talkgroup Voice Channel Grant	Tid:	Uid:	Lcn:	Sts:	
Talkgroup Voice Channel Grant Update	Tid:		Lcn:	Sts:	
I-Call Voice Channel Grant Update	Uid:		Lcn:	Sts:	
Patch Voice Channel Grant	Pid:	Uid:	Lcn:	Sts:	
Patch Voice Channel Grant Update	Pid:		Lcn:	Sts:	
Patch List	Pid:	Mid:			
First OSW					
Receive Error					

Description

- Site : Site ID(decimal)
- Tid : Talk Group ID(decimal 1-2047: AFS, decimal 2048-65535: Decimal)
- Uid : Unit ID(decimal)
- Pid : Patch ID(decimal)
- Mid : Patch Member ID (decimal)
- Lcn : LCN(decimal)
- Sts : Status bit

Normal Talkgroup
 Talkgroup Patch
 Emergency
 Emergency Patch
 Digital Talkgroup
 Digital Patch
 Digital Emergency
 Digital Emergency Patch
 I-Call
 Digital I-Call

[LTR]

Data		
"<data>"		
data	<area_code>/<goto>/<home>/<id>/<free>	
area code	Area Code	0 or 1
goto	Goto Repeater	0-31(decimal)
home	Home Repeater	0-31(decimal)
id	Id Field	0-255(decimal)
free	Free Repeater	0-31(decimal)

Message	Description1	Description2	Description3	Description4	Description5
Repeater Idle	Tid:	Rpt:	Goto:	Free:	
Talkgroup Voice Channel Grant Update	Tid:	Rpt:	Goto:	Free:	
Turn-off Code	Tid:	Rpt:	Goto:	Free:	

Tid : Talk Group ID (Area-Home-Id)
 Rpt : Transmitting Repeater
 Goto : Goto Repeater
 Free : Free Repeater

[DMR/MotoTRBO]

Data		
"<opcode>/<fid>/<id>/<ch>/<slot>/<prv>/<emergency>"		
opcode	Full/Short Link Control Opcode	00-3F (Hex)
	Control Signal Block Opcode	00-3F (Hex)
fid	Feature ID	00(DMR), 06(Connect Plus), 10(Capacity Plus) (Hex)
id	TGID	0-16777215 (Decimal)
ch	LCN	0-4095 (Decimal)
slot	TDMA Slot	1 or 2 or 15(None) (Decimal)
prv	Privacy	0 or 1
emergency	Emergency	0 or 1

Message	Description1	Description2	Description3	Description4	Description5
Talkgroup Voice Channel Grant	Tid:	Uid:	Color Code:	Lcn:	Slot:
Talkgroup Voice Channel Link Control	Tid:	Uid:	Color Code:	Lcn:	Slot:
Unit to Unit Voice Channel Grant	Uid Src:	Uid Dst:	Color Code:	Lcn:	Slot:
Unit to Unit Voice Channel Link Control	Uid Src:	Uid Dst:	Color Code:	Lcn:	Slot:
Broadcast Talkgroup Voice Channel Grant	Tid:	Uid:	Color Code:	Lcn:	Slot:
Capacity Plus Voice Channel Grant	Tid:	Uid:	Color Code:	Lcn:	Slot:
Capacity Plus Update	Sid:	Site:	Color Code:	Lcn:	Slot:
Capacity Plus Site ID	Sid:	Site:	Color Code:	Lcn:	Slot:
Linked Capacity Plus Site ID	Sid:	Site:	Color Code:	Lcn:	Slot:
Connect Plus Voice Channel Grant	Tid:	Uid:	Color Code:	Lcn:	Slot:
Connect Plus Update					
Connect Plus Network ID	Sid:	Site:	Color Code:	Lcn:	Slot:
DMR Network ID	Sid:	Site:	Color Code:	Lcn:	Slot:
Idle					

Description

Sid : Network ID (Hex)
 Site : Site ID (Decimal)
 Tid : Talk Group ID (Decimal)
 Uid : Unit ID (Decimal)
 Uid Src : Source Unit ID (Decimal)
 Uid Dst : Destination Unit ID (Decimal)
 Color Code : Color Code (Decimal)
 Lcn : LCN (Decimal)
 Slot : TDMA Slot (Decimal)

※Before sending AST command, please go to Scan Mode to load the hpdb data

[NXDN]

Data		
"<call type>/<home ch>/<id>/<ch>/<prv>/<emergency>"		
call type	Call Type	0-7 (Decimal)
home ch	Home Channel	0-31 (IDAS only, Decimal)
id	TGID	NEXEDGE: 0-65535, IDAS: 0-2047 (Decimal)
ch	LCN	0-1023 (Decimal)
prv	Privacy	0 or 1
emergency	Emergency	0 or 1


```

400 10000
600 20000
800 30000
1000 60000
2000 80000
4000 100000
6000 200000
[Step]
500 1500
625 2000
750 2500
833 5000
1000 10000
[Modulation]
Auto
AM
NFM
FM
WFM
FMB

```

Radio → Controller

The data is output every time the frequency is changed
 AST,BAND_SCOPE,[Frequency],[RSSI_LEVEL]¥r

Parameter

Frequency : Frequency
 Status : RSSI Level (0 - 100)

■ **Raw Data Output**

Controller → Radio

AST,RAW_DATA_OUTPUT,[Frequency],[Modulation],[Filter],[Global Attenuator]¥r

```

[Frequency]
250000 - 13000000
[Modulation]
Auto
AM
NFM
FM
WFM
FMB
[Filter]
1=On
0=Off
[Global Attenuator]
1=On
0=Off

```

Removed in SDS100

Radio → Controller

Discriminator A/D sampling raw data (10 bit signed data) will be output by the radio.
 10 bit data will be divided into High byte and Low byte, see data format in next table.

***Data Format**

	b7	b6	b5	b4	b3	b2	b1	b0
H	1	0	0	bit9	bit8	bit7	bit6	bit5
L	0	0	0	bit4	bit3	bit2	bit1	bit0

※ Interface of raw data output mode is the only USB port.
 If you want to use the other remote command, please send after pause command.

■ **System Status**

Controller → Radio

AST,SYSTEM_STATUS,[site_index]¥r

Radio → Controller

AST,OK¥r

■ **Rf Power Plot**

Controller → Radio

AST,RF_POWER_PLOT,[Frequency],[Modulation],[Sampling Rate]¥r

```

[Frequency]
250000 - 13000000
[Modulation]
Auto
AM
NFM
FM
WFM

```

Removed in SDS100

FMB
[Sampling Rate]
100
200
400
800

Radio → Controller
AST,OK%r

APR Analyze Pauze/Resume

Controller → Radio
APR,[Analyze Mode]%r

Parameter
Analyze Mode : SYSTEM_STATUS
 RF_POWER_PLOT
 CURRENT_ACTIVITY
 LCN_MONITOR
 ACTIVITY_LOG
 RAW_DATA_OUTPUT

Radio → Controller
APR,OK%r

MSI

<u>Attribute Name</u>	<u>Value</u>
Name	Menu title
Index	Menu index
MenuType	TypeSelect/TypeInput/TypeLocation/TypeError
Value	Current set value
Selected	

MenuItem

<u>Attribute Name</u>	<u>Value</u>
Name	Item name
Index	Item index
Value	Menu item current value

MenuInput

<u>Attribute Name</u>	<u>Value</u>
MaxLength	1-64
EnableKeys	Characters which user can input.
AddedInformation	String

MenuLocation

<u>Attribute Name</u>	<u>Value</u>
MaxLength	1-
EnableKeys	Characters which user can input.
IsLatitude	"1"=Lan/ "0"= Lon

MenuErrorMsg

<u>Attribute Name</u>	<u>Value</u>
Text	Error Message
ScanButton	"1"=Enable / "0"=Disable

Service Type

id	Service Type Name
PST1	Multi-Dispatch
PST2	Law Dispatch
PST3	Fire Dispatch
PST4	EMS Dispatch
PST5	non
PST6	Multi-Tac
PST7	Law Tac
PST8	Fire-Tac
PST9	EMS-Tac
PST10	non
PST11	Interop
PST12	Hospital
PST13	Ham
PST14	Public Works
PST15	Aircraft
PST16	Federal
PST17	Business
PST18	non
PST19	non
PST20	Railroad
PST21	Other
PST22	Multi-Talk
PST23	Law Talk
PST24	Fire-Talk
PST25	EMS-Talk
PST26	Transportation
PST27	non
PST28	non
PST29	Emergency Ops
PST30	Military
PST31	Media
PST32	Schools
PST33	Security
PST34	Utilities
PST35	non
PST36	non
PST37	Corrections

Custom Service Type

id	Service Type Name
ST1	Custom 1
ST2	Custom 2
ST3	Custom 3
ST4	Custom 4
ST5	Custom 5
ST6	Custom 6
ST7	Custom 7
ST8	Custom 8
ST9	Racing Officials
ST10	Racing Teams

Key code	BCD536HP	SDS100	Note
M	MENU	Menu	Menu Key
F	(Rotary nob)	Func	F Key
L	AVOID	AVOID	Avoid Key
1	1	1	1 Key
2	2	2	2 Key
3	3	3	3 Key
4	4	4	4 Key
5	5	5	5 Key
6	6	6	6 Key
7	7	7	7 Key
8	8	8	8 Key
9	9	9	9 Key
0	0	0	0 Key
.	. NO	. NO	Dot key
E	E yes	E yes	Enter Key
>	(Rotary nob)	(Rotary nob)	Rotary Right
<	(Rotary nob)	(Rotary nob)	Rotary Left
^	(Rotary nob)	(Rotary nob)	Rotary nob push
V	VOL	Backlight	Volume nob push
Q	SQ	(none)	Squelch nob push
Y	REPLAY	REPLAY	Replay Key
A	SOFT 1	SOFT 1	BCD436HP : System
B	SOFT 2	SOFT 2	BCD436HP : Dept
C	SOFT 3	SOFT 3	BCD436HP : Channel
Z	ZIP	Zip	Zip Key
T	SREV	(none)	Service Type Key
R	RANG	RANG	Range Key

SAS (Sub Audio Settings)

SAD (Sub Audio Detected)

	SAS (Sub Audio Settings)				SAD (Sub Audio Detected)			
	All	Analog (CTCSS/DCS)	Digital (P25 NAC/ColorCode/RAN/Area)		All	Analog (CTCSS/DCS)	Digital (P25 NAC/ColorCode/RAN/Area)	
0x0000	All	Tone Search	NAC Search		None	None	None	
		CTCSS 67.0Hz	NAC 000h			CTCSS 67.0Hz	NAC 000h	
		CTCSS 69.3Hz	NAC 001h			CTCSS 69.3Hz	NAC 001h	
		CTCSS 71.9Hz	NAC 002h			CTCSS 71.9Hz	NAC 002h	
		CTCSS 74.4Hz	NAC 003h			CTCSS 74.4Hz	NAC 003h	
		CTCSS 77.0Hz	NAC 004h			CTCSS 77.0Hz	NAC 004h	
		CTCSS 79.7Hz	NAC 005h			CTCSS 79.7Hz	NAC 005h	
		CTCSS 82.5Hz	NAC 006h			CTCSS 82.5Hz	NAC 006h	
		CTCSS 85.4Hz	NAC 007h			CTCSS 85.4Hz	NAC 007h	
		CTCSS 88.5Hz	NAC 008h			CTCSS 88.5Hz	NAC 008h	
		CTCSS 91.5Hz	NAC 009h			CTCSS 91.5Hz	NAC 009h	
		CTCSS 94.8Hz	NAC 00Ah			CTCSS 94.8Hz	NAC 00Ah	
		CTCSS 97.4Hz	NAC 00Bh			CTCSS 97.4Hz	NAC 00Bh	
		CTCSS 100.0Hz	NAC 00Ch			CTCSS 100.0Hz	NAC 00Ch	
		CTCSS 103.5Hz	NAC 00Dh			CTCSS 103.5Hz	NAC 00Dh	
		CTCSS 107.2Hz	NAC 00Eh			CTCSS 107.2Hz	NAC 00Eh	
		CTCSS 110.9Hz	NAC 00Fh			CTCSS 110.9Hz	NAC 00Fh	
		CTCSS 114.8Hz	NAC 010h			CTCSS 114.8Hz	NAC 010h	
		CTCSS 118.8Hz	NAC 011h			CTCSS 118.8Hz	NAC 011h	
0x0012		CTCSS 123.0Hz	NAC 012h			CTCSS 123.0Hz	NAC 012h	
:		CTCSS 127.3Hz	:			CTCSS 127.3Hz	:	
:		CTCSS 131.8Hz	:			CTCSS 131.8Hz	:	
:		CTCSS 136.5Hz	:			CTCSS 136.5Hz	:	

0x0fff		CTCSS 141.3Hz	NAC FFH					CTCSS 141.3Hz	NAC FFH
0x1000		CTCSS 146.2Hz	Color Code 0					CTCSS 146.2Hz	Color Code 0
		CTCSS 151.4Hz	Color Code 1					CTCSS 151.4Hz	Color Code 1
		CTCSS 156.7Hz	Color Code 2					CTCSS 156.7Hz	Color Code 2
		CTCSS 159.8Hz	Color Code 3					CTCSS 159.8Hz	Color Code 3
		CTCSS 162.2Hz	Color Code 4					CTCSS 162.2Hz	Color Code 4
		CTCSS 165.5Hz	Color Code 5					CTCSS 165.5Hz	Color Code 5
		CTCSS 167.9Hz	Color Code 6					CTCSS 167.9Hz	Color Code 6
		CTCSS 171.3Hz	Color Code 7					CTCSS 171.3Hz	Color Code 7
		CTCSS 173.8Hz	Color Code 8					CTCSS 173.8Hz	Color Code 8
		CTCSS 177.3Hz	Color Code 9					CTCSS 177.3Hz	Color Code 9
		CTCSS 179.9Hz	Color Code 10					CTCSS 179.9Hz	Color Code 10
		CTCSS 183.5Hz	Color Code 11					CTCSS 183.5Hz	Color Code 11
		CTCSS 186.2Hz	Color Code 12					CTCSS 186.2Hz	Color Code 12
		CTCSS 189.9Hz	Color Code 13					CTCSS 189.9Hz	Color Code 13
		CTCSS 192.8Hz	Color Code 14					CTCSS 192.8Hz	Color Code 14
0x100f		CTCSS 196.6Hz	Color Code 15					CTCSS 196.6Hz	Color Code 15
:		CTCSS 199.5Hz	:					CTCSS 199.5Hz	:
:		CTCSS 203.5Hz	:					CTCSS 203.5Hz	:
:		CTCSS 206.5Hz	:					CTCSS 206.5Hz	:
0x2000		CTCSS 210.7Hz	RAN 0					CTCSS 210.7Hz	RAN 0
		CTCSS 218.1Hz	RAN 1					CTCSS 218.1Hz	RAN 1
		CTCSS 225.7Hz	RAN 2					CTCSS 225.7Hz	RAN 2
		CTCSS 229.1Hz	RAN 3					CTCSS 229.1Hz	RAN 3
		CTCSS 233.6Hz	RAN 4					CTCSS 233.6Hz	RAN 4
		CTCSS 241.8Hz	RAN 5					CTCSS 241.8Hz	RAN 5
		CTCSS 250.3Hz	RAN 6					CTCSS 250.3Hz	RAN 6
		CTCSS 254.1Hz	RAN 7					CTCSS 254.1Hz	RAN 7
		DCS 006	RAN 8					DCS 006	RAN 8
		DCS 007	RAN 9					DCS 007	RAN 9
		DCS 015	RAN 10					DCS 015	RAN 10
		DCS 017	RAN 11					DCS 017	RAN 11
		DCS 021	RAN 12					DCS 021	RAN 12
		DCS 023	RAN 13					DCS 023	RAN 13
		DCS 025	RAN 14					DCS 025	RAN 14
		DCS 026	RAN 15					DCS 026	RAN 15
		DCS 031	RAN 16					DCS 031	RAN 16
		DCS 032	RAN 17					DCS 032	RAN 17
		DCS 036	RAN 18					DCS 036	RAN 18
		DCS 043	RAN 19					DCS 043	RAN 19
		DCS 047	RAN 20					DCS 047	RAN 20
		DCS 050	RAN 21					DCS 050	RAN 21
		DCS 051	RAN 22					DCS 051	RAN 22
		DCS 053	RAN 23					DCS 053	RAN 23
		DCS 054	RAN 24					DCS 054	RAN 24
		DCS 065	RAN 25					DCS 065	RAN 25
		DCS 071	RAN 26					DCS 071	RAN 26
		DCS 072	RAN 27					DCS 072	RAN 27
		DCS 073	RAN 28					DCS 073	RAN 28
		DCS 074	RAN 29					DCS 074	RAN 29
		DCS 114	RAN 30					DCS 114	RAN 30
		DCS 115	RAN 31					DCS 115	RAN 31
		DCS 116	RAN 32					DCS 116	RAN 32
		DCS 122	RAN 33					DCS 122	RAN 33
		DCS 125	RAN 34					DCS 125	RAN 34
		DCS 131	RAN 35					DCS 131	RAN 35
		DCS 132	RAN 36					DCS 132	RAN 36
		DCS 134	RAN 37					DCS 134	RAN 37
		DCS 141	RAN 38					DCS 141	RAN 38
		DCS 143	RAN 39					DCS 143	RAN 39
		DCS 145	RAN 40					DCS 145	RAN 40
		DCS 152	RAN 41					DCS 152	RAN 41
		DCS 155	RAN 42					DCS 155	RAN 42
		DCS 156	RAN 43					DCS 156	RAN 43
		DCS 162	RAN 44					DCS 162	RAN 44
		DCS 165	RAN 45					DCS 165	RAN 45
		DCS 172	RAN 46					DCS 172	RAN 46
		DCS 174	RAN 47					DCS 174	RAN 47
		DCS 205	RAN 48					DCS 205	RAN 48
		DCS 212	RAN 49					DCS 212	RAN 49
		DCS 214	RAN 50					DCS 214	RAN 50
		DCS 223	RAN 51					DCS 223	RAN 51
		DCS 225	RAN 52					DCS 225	RAN 52
		DCS 226	RAN 53					DCS 226	RAN 53
		DCS 243	RAN 54					DCS 243	RAN 54
		DCS 244	RAN 55					DCS 244	RAN 55
		DCS 245	RAN 56					DCS 245	RAN 56
		DCS 246	RAN 57					DCS 246	RAN 57
		DCS 251	RAN 58					DCS 251	RAN 58
		DCS 252	RAN 59					DCS 252	RAN 59
		DCS 255	RAN 60					DCS 255	RAN 60
		DCS 261	RAN 61					DCS 261	RAN 61
		DCS 263	RAN 62					DCS 263	RAN 62

0x203f			DCS 265	RAN 63				DCS 265	RAN 63
:			DCS 266	:				DCS 266	:
:			DCS 271	:				DCS 271	:
:			DCS 274	:				DCS 274	:
0x3000			DCS 306	Area 0				DCS 306	Area 0
0x3001			DCS 311	Area 1				DCS 311	Area 1
			DCS 315					DCS 315	
			DCS 325					DCS 325	
			DCS 331					DCS 331	
			DCS 332					DCS 332	
			DCS 343					DCS 343	
			DCS 346					DCS 346	
			DCS 351					DCS 351	
			DCS 356					DCS 356	
			DCS 364					DCS 364	
			DCS 365					DCS 365	
			DCS 371					DCS 371	
			DCS 411					DCS 411	
			DCS 412					DCS 412	
			DCS 413					DCS 413	
			DCS 423					DCS 423	
			DCS 431					DCS 431	
			DCS 432					DCS 432	
			DCS 445					DCS 445	
			DCS 446					DCS 446	
			DCS 452					DCS 452	
			DCS 454					DCS 454	
			DCS 455					DCS 455	
			DCS 462					DCS 462	
			DCS 464					DCS 464	
			DCS 465					DCS 465	
			DCS 466					DCS 466	
			DCS 503					DCS 503	
			DCS 506					DCS 506	
			DCS 516					DCS 516	
			DCS 523					DCS 523	
			DCS 526					DCS 526	
			DCS 532					DCS 532	
			DCS 546					DCS 546	
			DCS 565					DCS 565	
			DCS 606					DCS 606	
			DCS 612					DCS 612	
			DCS 624					DCS 624	
			DCS 627					DCS 627	
			DCS 631					DCS 631	
			DCS 632					DCS 632	
			DCS 654					DCS 654	
			DCS 662					DCS 662	
			DCS 664					DCS 664	
			DCS 703					DCS 703	
			DCS 712					DCS 712	
			DCS 723					DCS 723	
			DCS 731					DCS 731	
			DCS 732					DCS 732	
			DCS 734					DCS 734	
			DCS 743					DCS 743	
			DCS 754					DCS 754	